











## 2025 Ascent

[Compare Specs](#)

							
2025 Ascent	2025 Ascent	2025 Ascent	2025 Ascent	2025 Ascent	2025 Ascent	2025 Ascent	2025 Ascent
<b>Premium 8-Passenger</b>	<b>Premium 7-Passenger</b>	<b>Onyx Edition 7-Passenger</b>	<b>Limited 8-Passenger</b>	<b>Limited 7-Passenger</b>	<b>Limited Bronze Edition 7-Passenger</b>	<b>Touring 7-Passenger</b>	<b>Onyx Edition Touring 7-Passenger</b>
\$39,995*	\$39,995*	\$43,985*	\$47,885*	\$47,885*	\$48,995*	\$51,165*	\$52,050*

## Highlights

### Starting Price\*

\$39,995	\$39,995	\$43,985	\$47,885	\$47,885	\$48,995	\$51,165	\$52,050
----------	----------	----------	----------	----------	----------	----------	----------

### Up to MPG\*\* (hwy/city)

26/20	26/20	25/19	25/19	25/19	25/19	25/19	25/19
-------	-------	-------	-------	-------	-------	-------	-------

### Engine

2.4-liter turbocharged SUBARU BOXER® 4-cylinder	2.4-liter turbocharged SUBARU BOXER® 4-cylinder	2.4-liter turbocharged SUBARU BOXER® 4-cylinder	2.4-liter turbocharged SUBARU BOXER® 4-cylinder	2.4-liter turbocharged SUBARU BOXER® 4-cylinder	2.4-liter turbocharged SUBARU BOXER® 4-cylinder	2.4-liter turbocharged SUBARU BOXER® 4-cylinder	2.4-liter turbocharged SUBARU BOXER® 4-cylinder
---	---	---	---	---	---	---	---

### Symmetrical All-Wheel Drive

Standard	Standard	Standard	Standard	Standard	Standard	Standard	Standard
----------	----------	----------	----------	----------	----------	----------	----------

### Leather-trimmed upholstery

Not Available	Not Available	Not Available	Standard	Standard	Not Available	Standard	Standard
---------------	---------------	---------------	----------	----------	---------------	----------	----------

### Power tilt/sliding panoramic moonroof

<sup>1</sup>  
① 95% UV light-reducing



## Stability and Traction

## Subaru Symmetrical All-Wheel Drive

**X-MODE®**

① X-MODE optimizes engine output and transmission ratio, increases all-wheel drive system engagement and uses enhanced control of the VDC system to reduce individual wheelspin, providing optimal traction on low-friction surfaces. Onyx Edition, Limited, Limited Bronze Edition, Touring, and Onyx Edition Touring models include dual-function X-MODE with Snow/Dirt and Deep Snow/Mud modes.

## Hill Descent Control (HDC)

① X-MODE also incorporates Hill Descent Control (HDC) that helps to maintain a constant vehicle speed when traveling downhill, enhancing vehicle control.

## Vehicle Dynamics Control (VDC)

① Standard VDC electronic stability control utilizes sensors that constantly monitor wheel speeds, steering angle, brake pressure, vehicle yaw rate, and lateral g-forces. If VDC detects a difference between the driver's intended path and the one the vehicle is actually taking, VDC applies braking power and/or reduces engine torque to help correct vehicle path.

## Traction Control System (TCS)

① VDC also incorporates an all-wheel, all-speed traction control system that senses a loss of traction and applies braking force to the slipping wheel or wheels as necessary to maintain vehicle motion.

## Active Torque Vectoring

① Active Torque Vectoring works in tandem with VDC, applying braking power to the inside front wheel resulting in better handling, sharper turn-in, more neutral steering, and higher cornering limits while turning.

### Trailer Stability Assist (TSA)

① Trailer Stability Assist senses any unsafe yaw conditions and automatically applies braking to specific wheels to help driver maintain vehicle control.

Fuel

Fuel economy\*\* (hwy/city): 25/19 MPG

Not Available   Not Available   Standard   Standard   Standard   Standard   Standard   Standard

Fuel economy\*\* (hwy/city): 26/20 MPG

Standard   Standard   Not Available   Not Available   Not Available   Not Available   Not Available   Not Available

Fuel requirement: Unleaded gasoline (87 octane)

Standard   Standard   Standard   Standard   Standard   Standard   Standard   Standard

Fuel tank capacity: 19.3 gallons

Standard   Standard   Standard   Standard   Standard   Standard   Standard   Standard

Chassis

Electric Power Assisted Steering (EPAS)

① Electric power-assisted rack-and-pinion steering (EPAS), turning circle: 38.0 feet.

Standard   Standard   Standard   Standard   Standard   Standard   Standard   Standard

4-wheel independent raised suspension

① Front: MacPherson strut type. Stabilizer bar. Rear: double-wishbone. Stabilizer bar.

Standard   Standard   Standard   Standard   Standard   Standard   Standard   Standard

4-wheel disc ventilated front and rear brakes

① 4-wheel disc brakes, ventilated front and rear. 4-channel, 4-sensor ABS with Electronic Brake-force Distribution (EBD), 13.1 inches/13.0 inches front/rear

Standard   Standard   Standard   Standard   Standard   Standard   Standard   Standard

Brake Assist

① When emergency braking is detected by how quickly the brake pedal is pressed, maximum brake pressure is immediately applied

Standard   Standard   Standard   Standard   Standard   Standard   Standard   Standard

Brake Override System

① If the brake and accelerator pedals are pressed simultaneously, the system reduces the operation of the accelerator pedal to help prevent unintentional vehicle acceleration

Standard   Standard   Standard   Standard   Standard   Standard   Standard   Standard

Exterior

Dimensions

Length/Width/Height							
196.8 inches/76.0 inches/71.6 inches (with roof rails)	196.8 inches/76.0 inches/71.6 inches (with roof rails)	196.8 inches/76.0 inches/71.6 inches (with roof rails)	196.8 inches/76.0 inches/71.6 inches (with roof rails)	196.8 inches/76.0 inches/71.6 inches (with roof rails)	196.8 inches/76.0 inches/71.6 inches (with roof rails)	196.8 inches/76.0 inches/71.6 inches (with roof rails)	196.8 inches/76.0 inches/71.6 inches (with roof rails)
Wheelbase							
113.8 inches	113.8 inches	113.8 inches	113.8 inches	113.8 inches	113.8 inches	113.8 inches	113.8 inches
Track (front/rear)							
64.4 inches/64.2 inches	64.4 inches/64.2 inches	64.4 inches/64.2 inches	64.4 inches/64.2 inches	64.4 inches/64.2 inches	64.4 inches/64.2 inches	64.4 inches/64.2 inches	64.4 inches/64.2 inches
Base curb weight							
4,449 pounds	4,433 pounds	4,533 pounds	4,581 pounds	4,597 pounds	4,581 pounds	4,590 pounds	4,588 pounds
Ground clearance (at base curb weight)							
8.7 inches	8.7 inches	8.7 inches	8.7 inches	8.7 inches	8.7 inches	8.7 inches	8.7 inches
Wheels and Tires							
18 x 7.5-inch aluminum-alloy wheels, gray with machine finish							
Standard	Standard	Not Available	Not Available	Not Available	Not Available	Not Available	Not Available
20 x 7.5-inch aluminum-alloy wheels, black finish							
Not Available	Not Available	Standard	Not Available	Not Available	Not Available	Not Available	Standard
20 x 7.5-inch aluminum-alloy wheels, dark gray with machine finish							
Not Available	Not Available	Not Available	Standard	Standard	Not Available	Standard	Not Available
20 x 7.5-inch aluminum-alloy wheels, bronze metallic finish							
Not Available	Not Available	Not Available	Not Available	Not Available	Standard	Not Available	Not Available
245/60 R18 105H all-season tires							
Standard	Standard	Not Available	Not Available	Not Available	Not Available	Not Available	Not Available

**245/50 R20 102H all-season tires**

Not Available	Not Available	Standard	Standard	Standard	Standard	Standard	Standard
---------------	---------------	----------	----------	----------	----------	----------	----------

**Temporary use T165/90 D18 spare tire**

Standard      Standard      Standard      Standard      Standard      Standard      Standard      Standard

## Features

## LED Steering Responsive Headlights (SRH)

Standard      Standard      Standard      Standard      Standard      Standard      Standard      Standard

### LED fog lights

Not Available	Not Available	Standard	Standard	Standard	Standard	Standard	Standard
---------------	---------------	----------	----------	----------	----------	----------	----------

### Crystal Black Silica-finish folding side mirrors with integrated turn signals

Not Available	Not Available	Standard	Standard	Standard	Standard	Standard	Standard
---------------	---------------	----------	----------	----------	----------	----------	----------

### Body-color folding side mirrors with integrated turn signals

Standard	Standard	Not Available	Not Available	Not Available	Not Available	Not Available	Not Available
----------	----------	---------------	---------------	---------------	---------------	---------------	---------------

### Power-folding side mirrors

Not Available	Not Available	Not Available	Standard	Standard	Standard	Standard	Standard
---------------	---------------	---------------	----------	----------	----------	----------	----------

### Body-color door handles

Standard	Standard	Standard	Standard	Standard	Standard	Not Available	Standard
----------	----------	----------	----------	----------	----------	---------------	----------

## Chrome door handles

[illegible]

## Two-speed windshield wipers

① Two-speed windshield wipers with variable intermittent mode and mist feature

Standard      Standard      Standard      Standard      Standard      Standard      Standard      Standard

### Windshield wiper de-icer

① Windshield wiper de-icer and heated side mirrors (All-Weather Package)

Standard      Standard      Standard      Standard      Standard      Standard      Standard      Standard

**Power tilt/sliding panoramic glass moonroof**

① 95% UV light reducing<sup>1</sup>

75.6 cubic feet   75.6 cubic feet   72.8 cubic feet   72.8 cubic feet   72.8 cubic feet   72.8 cubic feet   72.8 cubic feet   72.8 cubic feet

## Seating and Trim

**8-way power adjustable driver's seat**

① 8-way power adjustable driver's seat; 4-way manually adjustable front passenger's seat

Standard	Standard	Standard	Not Available	Not Available	Not Available	Not Available	Not Available
----------	----------	----------	---------------	---------------	---------------	---------------	---------------

### Power adjustable driver and front-passenger seats

① 12-way power adjustable driver's seat with 4-way power adjustable lumbar support ; 4-way power adjustable front passenger's seat

Not Available	Not Available	Not Available	Standard	Standard	Standard	Standard	Standard
---------------	---------------	---------------	----------	----------	----------	----------	----------

**Heated front seats (All-Weather Package)**

Standard      Standard      Standard      Standard      Standard      Standard      Standard      Standard

## Ventilated front seats

[illegible]

**Heated second-row outboard seats**

Not Available	Not Available	Not Available	Standard	Standard	Standard	Standard	Standard
---------------	---------------	---------------	----------	----------	----------	----------	----------

## Heated steering wheel

Not Available	Not Available	Standard	Standard	Standard	Standard	Standard	Standard
---------------	---------------	----------	----------	----------	----------	----------	----------

### Reclining second-row 60/40-split flat-folding seatbacks

Standard	Not Available	Not Available	Standard	Not Available	Not Available	Not Available	Not Available
----------	---------------	---------------	----------	---------------	---------------	---------------	---------------

### Reclining third-row 60/40-split flat-folding seatbacks

Standard      Standard      Standard      Standard      Standard      Standard      Standard      Standard

### Second-row bench seat

Standard	Not Available	Not Available	Standard	Not Available	Not Available	Not Available	Not Available
----------	---------------	---------------	----------	---------------	---------------	---------------	---------------

### Second-row captain's chairs

Not Available	Standard	Standard	Not Available	Standard	Standard	Standard	Standard
---------------	----------	----------	---------------	----------	----------	----------	----------

### Leather-wrapped steering wheel and shifter handle

Standard      Standard      Standard      Standard      Standard      Standard      Standard      Standard



### Stain-resistant cloth upholstery

Standard	Standard	Not Available	Not Available	Not Available	Not Available	Not Available	Not Available
----------	----------	---------------	---------------	---------------	---------------	---------------	---------------

**StarTex<sup>®</sup> upholstery**

Not Available	Not Available	Standard	Not Available	Not Available	Standard	Not Available	Not Available
---------------	---------------	----------	---------------	---------------	----------	---------------	---------------

**Leather-trimmed upholstery**

Not Available	Not Available	Not Available	Standard	Standard	Not Available	Not Available	Not Available
---------------	---------------	---------------	----------	----------	---------------	---------------	---------------

**Nappa leather-trimmed upholstery**

[illegible]

## Instrumentation

## Analog instruments

① Analog speedometer, tachometer, coolant temperature, and fuel level gauges; LCD color screen displaying vehicle functions

Standard      Standard      Standard      Standard      Standard      Standard      Standard      Standard

## Amenities

## Convenience Features

### Keyless Access with Push-Button Start

Standard      Standard      Standard      Standard      Standard      Standard      Standard      Standard

**Power Rear Gate with automatic close, height memory function, and vehicle lock button**

Standard      Standard      Standard      Standard      Standard      Standard      Standard      Standard

**2-position driver's seat and power mirror memory**

Not Available	Not Available	Not Available	Standard	Standard	Standard	Standard	Standard
---------------	---------------	---------------	----------	----------	----------	----------	----------

**Auto-dimming rearview compass mirror with HomeLink®**

Standard	Standard	Standard	Standard	Standard	Standard	Not Available	Not Available
----------	----------	----------	----------	----------	----------	---------------	---------------

**Smart auto-dimming rearview compass mirror with HomeLink®**

① Smart auto-dimming rearview mirror including rear-vision camera display

[illegible]

### Cabin Connect

① At the touch of a button, Cabin Connect projects the voices of front seat occupants through the third-row speakers to make conversations throughout the cabin easier.

### Cabin Connect

① At the touch of a button, Cabin Connect projects the voices of front seat occupants through the third-row speakers to make conversations throughout the cabin easier.

Not Available	Not Available	Not Available	Standard	Standard	Standard	Standard	Standard
---------------	---------------	---------------	----------	----------	----------	----------	----------

[illegible][illegible][illegible]

### 3-spoke steering wheel with integrated controls

① 3-spoke steering wheel with audio system, Bluetooth, and EyeSight Adaptive Cruise Control buttons

Model	Standard	Standard	Standard	Standard	Standard	Standard	Standard
2020							
2021							
2022							
2023							
2024							
2025							
2026							
2027							
2028							
2029							
2030							

Standard	Standard	Standard	Standard	Standard	Standard	Standard	Standard
<b>Transmission paddle shifters</b>							
① Lineartronic® CVT paddle shifters							

## Transmission paddle shifters

① Lineartronic® CVT paddle shifters

## Transmission paddle shifters

① Lineartronic® CVT paddle shifters

Standard	Standard	Standard	Standard	Standard	Standard	Standard	Standard
<b>Illuminated front USB-A and USB-C input ports and second-row USB-A and USB-C charging ports</b>							

[illegible][illegible][illegible][illegible][illegible][illegible][illegible][illegible]

**19 cup holders**

Standard      Standard      Standard      Standard      Standard      Standard      Standard      Standard

**19 cup holders**

Standard      Standard      Standard      Standard      Standard      Standard      Standard      Standard

[illegible][illegible]

## Climate Control

---

### Tri-zone climate control

① Tri-zone automatic digital climate control system with controls for temperature, fan speed, airflow direction, three-zone temperature synchronize function, and CFC-free air conditioning

**Tri-zone climate control**

① Tri-zone automatic digital climate control system with controls for temperature, fan speed, airflow direction, three-zone temperature synchronize function, and CFC-free air conditioning

**Tri-zone climate control**

① Tri-zone automatic digital climate control system with controls for temperature, fan speed, airflow direction, three-zone temperature synchronize function, and CFC-free air conditioning

[illegible]

## 2

8 9

Standard      Standard      Standard      Standard      Standard      Standard      Standard      Standard

## High Beam Assist (HBA)

① High Beam Assist works in conjunction with EyeSight to automatically switch the headlights between the high and low settings when an oncoming vehicle is detected, enhancing safety for both you and other drivers on the road

Standard      Standard      Standard      Standard      Standard      Standard      Standard      Standard

## 10

Not Available	Not Available	Not Available	Standard	Standard	Standard	Standard	Standard
---------------	---------------	---------------	----------	----------	----------	----------	----------

## 11

Standard      Standard      Standard      Standard      Standard      Standard      Standard      Standard

## 12

① Reverse Automatic Braking monitors the area behind the vehicle while reversing. If an obstacle is detected, the system can automatically apply the brakes to avoid a collision

Standard      Standard      Standard      Standard      Standard      Standard      Standard      Standard

## Vehicle Dynamics Control (VDC)

① Vehicle Dynamics Control (VDC) with Traction Control and Trailer Sway Assist

Standard      Standard      Standard      Standard      Standard      Standard      Standard      Standard

### 4-wheel Anti-lock Braking System (ABS)

① 4-wheel ABS with Electronic Brake-force Distribution (EBD)

Standard      Standard      Standard      Standard      Standard      Standard      Standard      Standard

## Brake Assist

Standard      Standard      Standard      Standard      Standard      Standard      Standard      Standard

## Brake Override System

① If the brake and accelerator pedals are pressed simultaneously, the system reduces the operation of the accelerator pedal to help prevent unintentional vehicle acceleration

Standard      Standard      Standard      Standard      Standard      Standard      Standard      Standard

## Tire Pressure Monitoring System (TPMS)

Standard      Standard      Standard      Standard      Standard      Standard      Standard      Standard

### Daytime Running Lights (DRL)

Standard      Standard      Standard      Standard      Standard      Standard      Standard      Standard

## Surround View Monitor

Not Available	Not Available	Not Available	Standard	Standard	Standard	Standard	Standard
---------------	---------------	---------------	----------	----------	----------	----------	----------

### Rear-Vision Camera with washer

[illegible]

## Passive Features

MySubaru® Connected Services 13

① Automatic Collision Notification, SOS Emergency Assistance, Enhanced Roadside Assistance, Maintenance Notifications, Monthly Vehicle Health Report, Diagnostic Alerts, Remote Engine Start with climate control, Remote Lock/Unlock, Concierge services and more

Standard      Standard      Standard      Standard      Standard      Standard      Standard      Standard

**Subaru advanced frontal airbag system (SRS)**<sup>14</sup>

① Dual-stage deployment driver and front passenger front airbags (SRS)

Standard      Standard      Standard      Standard      Standard      Standard      Standard      Standard

**Side curtain airbags (SRS)**<sup>14</sup>

① Side curtain airbags with rollover sensor protecting front and rear outboard occupants (SRS)

Standard      Standard      Standard      Standard      Standard      Standard      Standard      Standard

**Seat-mounted front side airbags (SRS)**<sup>14</sup>

① Seat-mounted front seat side-impact airbags (SRS)

Standard      Standard      Standard      Standard      Standard      Standard      Standard      Standard

**Driver's knee airbag (SRS)**<sup>14</sup>

Standard      Standard      Standard      Standard      Standard      Standard      Standard      Standard

### Whiplash-protection front seats with height and tilt-adjustable head restraints

Standard      Standard      Standard      Standard      Standard      Standard      Standard      Standard

**Height adjustable three-point front seatbelts**

① Height-adjustable three-point front seatbelts with pretensioners and force limiters; three-point rear seatbelts at all seating positions

Standard      Standard      Standard      Standard      Standard      Standard      Standard      Standard

**Rear child-safety locks**

Standard      Standard      Standard      Standard      Standard      Standard      Standard      Standard

**LATCH system**

① Lower Anchors and Tethers for Children

Standard      Standard      Standard      Standard      Standard      Standard      Standard      Standard

**Security**

**Keyless entry system**

① Keyless entry and anti-theft security system with engine immobilizer

Standard      Standard      Standard      Standard      Standard      Standard      Standard      Standard

**Optional**

**Packages**

**There are no optional features or packages on this carline**

Not Available      Not Available      Not Available      Not Available      Not Available      Not Available      Not Available      Not Available

**Accessories**

**Wireless Charger**

① Conveniently charge your phone without the hassle of tangled wires. The Wireless Charger is a Qi-Certified Device with intelligent charging profiles, cell phone battery protection, temperature control technology and short circuit safeguards. Compatible with all Qi-enabled devices.

Optional      Optional      Optional      Optional      Optional      Optional      Optional      Optional

**Cargo Area Lighting - LED**

① Significantly enhances visibility in the cargo area with bright, white overhead LED lighting compared to the standard interior side incandescent bulb.

Optional      Optional      Optional      Optional      Optional      Optional      Optional      Optional

**Cargo Net**

① Neatly holds cargo and prevents it from sliding while the vehicle is in motion. The Cargo Net can be used two ways: anchor it to the sides of the cargo area to help prevent shifting from front to back or lay it across the floor to help keep things from rolling around.

Optional      Optional      Optional      Optional      Optional      Optional      Optional      Optional

### Cargo Tray

① Helps protect the trunk area from sand, water, stains, dirt and other messes while providing a surface that helps reduce the shifting of cargo while driving.

Optional	Optional	Optional	Optional	Optional	Optional	Optional	Optional
----------	----------	----------	----------	----------	----------	----------	----------

### Remote Engine Starter - Push Start

① Allows vehicle to be started by pushing a button from the convenience of home or the office (up to 400 feet away depending on obstructions) so that the vehicle's interior temperature is more comfortable upon entry. Push Start works in conjunction with the Keyless Access and Start system. This Genuine Subaru Accessory is an alternative for customers who do not enroll in MySubaru Safety and Security.

Optional	Optional	Optional	Optional	Optional	Optional	Optional	Optional
----------	----------	----------	----------	----------	----------	----------	----------

### Sunshade - 3rd Row

① For maximum sun protection, extend the use of sunshades to the 3rd row.

Optional	Optional	Optional	Optional	Optional	Optional	Optional	Optional
----------	----------	----------	----------	----------	----------	----------	----------

### Auto-Dimming Exterior Mirror with Approach Light

① Enhance nighttime driving safety by adding the Auto-Dimming Exterior Mirrors with Approach Light. Upon approaching the vehicle or unlocking your doors with the keyless entry system, LED lights located behind the Subaru logo in each exterior mirror will illuminate the ground next to and towards the rear of the vehicle. During nighttime driving, the Exterior Auto-Dimming Mirrors will reduce headlight glare by dimming in unison with the Auto-Dimming (Interior) Mirror, creating a safer driving experience. Dimming level is regulated by the level of light detected from the Auto-Dimming (Interior) Mirror.

Optional	Optional	Optional	Optional	Optional	Optional	Optional	Optional
----------	----------	----------	----------	----------	----------	----------	----------

### Battery Charger and Maintainer

① Custom engineered for Subaru vehicles, the Battery Charger and Maintainer efficiently charges 12-volt lead acid batteries to maximize battery life. Comes with alligator clamps for quick connections and ring-terminals for more permanent connections, to help ensure your vehicle's battery is ready for your next adventure. Fully automatic charging with LED lights and countdown timer to indicate remaining charge time. 'Try' LED light indicates when you can attempt to start your vehicle. 'Reconditioning' mode restores deeply discharged batteries. Designed with a rubber bumper to protect both the accessory and the vehicle during use. Features reverse polarity protection.

Optional	Optional	Optional	Optional	Optional	Optional	Optional	Optional
----------	----------	----------	----------	----------	----------	----------	----------

### First Aid Kit

① Contains practical supplies to treat minor scrapes and scratches. The kit includes an assortment of self-adhesive bandages and gauze, adhesive tape, scissors, tweezers, an emergency blanket, a first aid guide and more. Contents are packaged in a zippered, Subaru-branded bag for easy accessibility.

Optional	Optional	Optional	Optional	Optional	Optional	Optional	Optional
----------	----------	----------	----------	----------	----------	----------	----------

### Fog Light Kit

① Casts a low and wide beam of light to enhance vision in inclement weather.

Optional	Optional	Standard	Standard	Standard	Standard	Standard	Standard
----------	----------	----------	----------	----------	----------	----------	----------

### Rear Seatback Protector - 2nd Row Bench

① Provides additional protection when lowering the seats in the 2nd row when transporting even larger cargo. Use in conjunction with the Rear Seatback Protector - 3rd Row Bench and Cargo Tray for optimal protection.

Optional	Not Available	Not Available	Optional	Not Available	Not Available	Not Available	Not Available
----------	---------------	---------------	----------	---------------	---------------	---------------	---------------

## Rear Seatback Protector - 2nd Row Captain's Chairs

① Provides additional protection when lowering the seats in the 2nd row when transporting even larger cargo. Use in conjunction with the Rear Seatback Protector - 3rd Row Bench and Cargo Tray for optimal protection.

Not Available	Optional	Optional	Not Available	Optional	Optional	Optional	Optional
---------------	----------	----------	---------------	----------	----------	----------	----------

### Rear Seatback Protector - 3rd Row Bench

① Provides additional protection to the rear seatbacks when lowering the seats to transport larger cargo. Use in conjunction with the Cargo Tray for optimal protection.

Optional	Optional	Optional	Optional	Optional	Not Available	Optional	Optional
----------	----------	----------	----------	----------	---------------	----------	----------

### Cargo Sill - Illuminated

① The illuminated cargo sill features bright white lighting to add an attractive accent to the cargo sill's upper surface. Lighting is activated when the hatch is opened and turns off when the hatch is closed. Engineered to stand up to everyday wear and tear and helps protect the upper surface from scratches and scuffs.

Optional      Optional      Optional      Optional      Optional      Optional      Optional      Optional

### Crossbar Set - Aero

① Increase your vehicle's cargo-carrying capabilities by adding a crossbar set. These aero-style crossbars may be used in conjunction with Genuine Subaru roof attachments and carriers. Consult vehicle owner's manual for total roof load limit. Aero Crossbars do not support the use of roof top tents.

[illegible]

## Thule® Awning - Roof Mounted

① Seamlessly integrates with your Subaru to provide shelter from the sun and rain. The awning features high strength fabric with an exclusive system for perfect canopy tension, and integrated telescopic support legs to help quickly setup and adjust to the correct height. When it's time to drive, easily stow and protect everything in a sleek, durable and lightweight aluminum case. Integrated legs and tension arms allow for simple, one person setup. Includes lightweight, sleek aluminum case to store when not in use. 6.2 ft. in length and projects 8 ft. when fully extended. Suitable for use on vehicles with a crossbar set. Includes locking adapter kit for mounting to the crossbars and stakes to secure the legs to the ground.

When used on a hard surface, weights are recommended to anchor and stabilize the legs. Can be used in conjunction with the Thule® Roof Top Tent or other Genuine Subaru Lifestyle rooftop accessories.

[illegible]

## Thule® Bike Carrier - Hitch Mounted - 4 bikes

① Manufactured by Thule®, this steel rack is designed for easy handling, installation and removal. The anti-sway cages prevent bike-to-bike and bike-to-vehicle contact and help absorb road shock for frame protection. The carrier is unique to Subaru and designed to properly attach to the 2-inch Subaru Genuine Trailer Hitch only. Arms fold down when not in use for easy storage. Rack pivots backwards for access to rear of vehicle. Integrated locking cable and locking hitch pin lock the bikes to the carrier and carrier to the vehicle. Four bike, 150 lbs. total weight capacity. Requires Trailer Hitch. To avoid blocking taillights, use only roof mounted bike carriers to transport bikes with solid disc wheels. Before installing this carrier, please check the laws of your state regarding license plate visibility.

[illegible]

## Thule® Cargo Carrier - Extended

① Manufactured by Thule<sup>®</sup>, the extended carrier provides 17 cubic feet of lockable storage capacity and features dual-side opening for easier loading and unloading from either side of the vehicle. The low-profile, aerodynamic design provides increased garage access without sacrificing box capacity and the Quick-Grip<sup>™</sup> mounting system allows for an easy, tool-free installation and removal. Measures 84" L x 34.5" W x 17" H. Crossbar Set required. Consult vehicle owner's manual for total roof load limit. Cannot be used in conjunction with the Moonroof Air Deflector.

[illegible]



**Thule® Crossbar Set - Aero Extended**

① The aero extended crossbars offer an aerodynamic profile that helps to minimize wind noise. Quick and easy installation/removal, the Crossbars provide a large surface area to mount multiple accessories. Compatible with Thule® Genuine Subaru roof accessories. Consult vehicle owner's manual for total roof load limit. Thule® Crossbars are suitable for use with roof top tents.

Optional      Optional      Not Available      Optional      Optional      Not Available      Optional      Not Available

**Thule® Crossbar Set - Aero Extended - Black**

① The aero extended crossbars offer an aerodynamic profile that helps to minimize wind noise. Quick and easy installation and removal, the crossbars provide a large surface area to mount multiple accessories. Compatible with Thule® Genuine Subaru roof accessories. Consult vehicle owner's manual for total roof load limit. Thule® Crossbars are suitable for use with roof top tents.

Not Available      Not Available      Optional      Not Available      Not Available      Optional      Not Available      Optional

**Thule® Roof Top Tent**

① A modern shape and spacious interior transform your vehicle into a home away from home, providing more living space for you and for your gear. Features panoramic skylights and windows to help keep you cool and the tent well ventilated, and a dual-layer foam mattress for increased comfort. Lockable mounting brackets secure the tent to the Thule® Crossbar Set – Aero Extended. Removable rain cover with 3 modes of protection – heavy rain, rain protection with visibility through windows and skylights, and ready-to-deploy mode. Six dual-zippered panels for the door, window, and four skylights feature a bug screen and water-resistant polyester panel for privacy. Zippered travel cover protects the tent from the elements when the tent is stowed on top of the vehicle. Telescoping aluminum ladder allows easy access to the rooftop tent and functions as a critical support to stabilize the weight of the tent and its occupants. 2-3 person capacity: sleeps 2 adults and 1 child, or 2 adults comfortably. Suitable for use on Subaru vehicles equipped with factory raised roof rails and adequate roof capacity. Consult vehicle owner's manual for total roof load limit. Quick and easy deployment in 3 minutes or less: unzip the travel cover, unfold the base, and secure the ladder to begin your camping adventure! Open dimensions: 95" x 56" x 44". Closed dimensions: 49" x 56" x 11". Sleeping footprint: 95" x 51". Peak internal height: 40.2". Weight of tent: 128 lbs.

Optional      Optional      Optional      Optional      Optional      Optional      Optional      Optional

**Collapsible Pet Kennel - Medium**

① Portable, compact and lightweight, the Collapsible Pet Kennel manufactured by Thule® mounts in minutes to the four lower mounting hooks, making it ideal for travel and for everyday transport. Constructed of durable, black polyester fabric and a steel tube frame, the kennel is an easy-to-use alternative to cumbersome metal carriers. Designed with three large integrated zippered openings for easy pet access and secures in the cargo area with four included adjustable straps and carabiner hooks. Includes carrying handle to easily transport when not in use and two pockets to carry your pet's personal cargo. Measurements for Collapsible Pet Kennel – Medium: 32" x 23" x 23".

Optional      Optional      Optional      Optional      Optional      Optional      Optional      Optional

**Organizer and Pet Rear Seat Extender**

① Increase the back seat resting area for your dog to stretch out comfortably during long trips, while providing extra storage space for pet supplies and your cargo. Conforms to the shape of the rear seat to match seat height and minimize the gap between the seat and the extender. Helps keep your pet calm and comfortable by filling the gap between front and rear seat. Suitable for dogs up to 200 lbs. Includes dividers to keep personal items well organized and provide a sturdy structure to support your pet's weight. Easy to clean and quickly folds flat for storage when not in use. Two required to cover the driver and passenger side back seat areas.

Optional      Optional      Optional      Optional      Optional      Optional      Optional      Optional

**Pet Harness - Medium**

① Before you fasten your own seatbelt and begin all your road trips together, be sure to buckle up your dog for safety. Infinity Loop webbing design, combined with a padded vest, seatbelt grade straps and stress-tested buckles, work together to distribute and reduce damaging forces that can cause injury in a car collision. Manufactured by Sleepypod® and uniquely designed in signature Subaru blue, your dog will travel in safety and style. Crash-tested at child safety seat standards and certified by the Center for Pet Safety for dogs from 18 to 90 pounds. The harness is also designed for use outside of the vehicle as a walking harness with double “D” ring connection to affix a leash and reflective strips and logo for improved visibility at night. To determine the correct size harness for your dog, measure around the ribs just behind the front legs with a flexible cloth tape measure. Measurements for Medium Harness: 22.5" - 28".

Optional      Optional      Optional      Optional      Optional      Optional      Optional      Optional

① Provides easy access for pets to enter and exit the vehicle. Aluminum and plastic construction with rubberized feet to avoid shifting when in use. Especially suited for senior dogs and those with mobility issues. Non-slip ramp and high-grip ridged surface for safer footing in most weather conditions. Lightweight, telescoping design folds with ease to store when not in use. Supports pets up to 220 lbs.

Optional

## Optional

Not Available

Not Available

## Optional

## Optional

3 years or  
36,000 miles\*\*\*

## Powertrain Limited Warranty

5 years or 60,000 miles***	5 years or 60,000 miles***	5 years or 60,000 miles***	5 years or 60,000 miles***	5 years or 60,000 miles***	5 years or 60,000 miles***	5 years or 60,000 miles***	5 years or 60,000 miles***
-------------------------------	-------------------------------	-------------------------------	-------------------------------	-------------------------------	-------------------------------	-------------------------------	-------------------------------

## Wear Item Limited Warranty

① Repairs to the following items will also be covered under Wear Item Limited Warranty: brake pads, wiper blades, clutch linings, and transmitter batteries

3 years or 36,000 miles***	3 years or 36,000 miles***	3 years or 36,000 miles***	3 years or 36,000 miles***	3 years or 36,000 miles***	3 years or 36,000 miles***	3 years or 36,000 miles***	3 years or 36,000 miles***
-------------------------------	-------------------------------	-------------------------------	-------------------------------	-------------------------------	-------------------------------	-------------------------------	-------------------------------

## Rust Perforation Limited Warranty

5 years, unlimited mileage	5 years, unlimited mileage	5 years, unlimited mileage	5 years, unlimited mileage	5 years, unlimited mileage	5 years, unlimited mileage	5 years, unlimited mileage	5 years, unlimited mileage
----------------------------------	----------------------------------	----------------------------------	----------------------------------	----------------------------------	----------------------------------	----------------------------------	----------------------------------

1 The glass information listed represents calculated reference values and may not represent actual values determined by testing.

2 EyeSight is a driver-assist system that may not operate optimally under all driving conditions. The driver is always responsible for safe and attentive driving. System effectiveness depends on many factors, such as vehicle maintenance, weather, and road conditions. See Owner's Manual for complete details on system operation and limitations.

3 Maximum towing capacity varies by trim level. Trailer brakes may be needed. See your retailer for details.

4 Compatible smartphone and application required. The latest app version is required for best performance. Data provided by smartphone is displayed on head unit screen. Some state laws prohibit the operation of handheld electronic devices while operating a vehicle. Smartphone apps should only be launched when vehicle is safely parked. Your wireless carrier's rates may apply.

5 All SiriusXM services require a subscription, sold separately by SiriusXM after the trial period. Your SiriusXM service will automatically stop at the end of your trial unless you decide to subscribe. If you decide to continue service, the subscription plan chosen will automatically renew and be charged according to your chosen payment method at the then-current rates. Fees and taxes apply. See the SiriusXM Customer Agreement & Privacy Policy at [www.siriusxm.com](http://www.siriusxm.com) for full terms and how to cancel, which includes online methods or calling 1-866-635-2349. Available in the 48 contiguous United States, D.C., and Puerto Rico (with coverage limits and capable receiver). Visit <http://www.siriusxm.com/FAQS> for most current service area information. Availability of some services and features is subject to device capabilities and location restrictions. All fees, content and features are subject to change. SiriusXM, Pandora and all related logos are trademarks of Sirius XM Radio Inc. and its respective subsidiaries.

6 Activation and required subscription sold separately. Includes trial subscription. See your retailer for details.

7 Internet access is purchased separately through AT&T with monthly, per gigabyte, and unlimited data options available. Existing AT&T customers have the option to add an additional line to their AT&T Mobile Share plan.

8 Automatic Emergency Steering is a system designed to assist the driver. It is not a substitute for safe and attentive driving. Automatic Emergency Steering works in conjunction with and after Pre-Collision Braking has been activated by providing steering support at speeds lower than 50 mph to try and help avoid a collision. See Owner's Manual for complete details, including important system limitations. Availability varies by trim level.

9 Performance Package available Winter 2017.

10 DriverFocus is a driver recognition technology designed to alert the driver if their attention to the road wavers or if the driver's face appears to turn away. The driver is always responsible for safe and attentive driving. System effectiveness may be affected by articles of clothing worn on the head or face. See Owner's Manual for complete details on system operations and limitations.

11 Blind-Spot Detection, Lane Change Assist and Rear Cross-Traffic Alert are systems designed to assist the driver by monitoring the rear and side areas of the vehicle during a lane change or reversing and are not a substitute for safe and attentive driving.

12 Reverse Automatic Braking is a system designed to assist the driver by detecting objects to help avoid a possible collision when the vehicle is moving in a reverse direction. It is not a substitute for safe and attentive driving. System effectiveness depends on many factors such as vehicle maintenance, weather and road conditions. Always exercise caution and use vehicle mirrors and Rear-Vision Camera when backing up. See Owner's Manual for complete details on system operation and limitations.

13 Activation with subscription required. Includes a 3-year trial subscription to Safety services and a 6-month trial subscription to Safety and Security services. The Concierge plan can be purchased annually or monthly. A credit card on file will be required for specific packages and for renewal purposes. Features and availability vary by vehicle and trim level. May not be available in all states. See Retailer for details.

14 The Supplemental Restraint System (SRS) (airbags) affords the driver and the front passenger additional protection in moderate to severe frontal and side-impact collisions, and outboard 2nd-row passengers additional protection in moderate to severe side-impact collisions. This system provides supplemental protection only, and seat belts must be worn in order to avoid injuries to out-of-position occupants upon bag deployment and to provide the best combined protection in a serious accident. Children should always be properly restrained in the rear seat.

**Legal Disclaimers** | \* MSRP does not include destination and delivery charges, tax, title, and registration fees. Destination and delivery includes handling and inland freight fees and may vary in some states. Prices, specifications, options, features, and models subject to change without notice. Select colors may be subject to an additional charge. See your retailer for more information.

\*\* EPA fuel economy estimates. Actual mileage will vary with driving conditions and your vehicle's condition.

\*\*\* Limited warranties are contingent on age and mileage. Whatever comes first concludes the warranty.

† Connected Services depend on factors outside Toyota's control, including an operative telematics device, a cellular connection, GPS signal and the availability of a compatible wireless network, without which system functionality and availability may be limited or precluded, including access to response center and emergency support. Service may vary by vehicle and region. Apps and services subject to change at any time without notice. Requires app download/registration and subscription after trial (if applicable). Terms of Use apply. Data usage and charges may apply. To learn about Toyota's connected services data collection, use, sharing and retention practices, please visit [toyota.com/privacyvts](https://toyota.com/privacyvts)

Safety Connect: Stolen vehicle police report required to use Stolen Vehicle Locator. Automatic Collision Notification activates only in limited circumstances.

Remote Connect: Use only if aware of circumstances surrounding vehicle and it is legal and safe to do so (e.g., do not remotely start engine if vehicle is in an enclosed space or vehicle is occupied by a child). Remote start/stop not available on manual transmission-equipped vehicles.

Drive Connect: Services not available in every city or roadway.

Service Connect: Information provided is based on the last time data was collected from the vehicle and is not real time data. Service Connect is not renewable as a stand-alone service and requires a subscription to any of Safety Connect, Remote Connect or Drive Connect upon trial expiration.

Wi-Fi Connect: Eligible vehicle and wireless service required. Wi-Fi Connect coverage and service not available everywhere. Valid in the contiguous U.S. and Alaska. Do not drive distracted. Go to [att.com/solterra](http://att.com/solterra) for terms and conditions. Up to 5 devices can be supported using in-vehicle connectivity. The Wi-Fi Connect trial begins at the time of enrollment activation and expires when 30 days or the earlier of 3GB of data is used or the 1-month period ends. Subscription required after trial. Integrated Streaming requires subscription for third-party provider services.

Subaru has the utmost respect for the environment and is a proud partner of Leave No Trace. Care was taken not to harm the environment when taking this photo.

The various Subaru house marks, logos, trademarks, and/or names used or featured are owned, registered, and/or exclusively licensed by or from Subaru Corporation or Subaru of America, Inc.

iPod and iPad are registered trademarks of Apple Inc.; Brembo is a registered trademark of Freni Brembo S.p.A.; Alcantara is a registered trademark of Alcantara S.p.A and Alcantara is produced by Toray Group.; Ultrasuede® is a registered trademark of Toray Industries, Inc.; TORSEN LSD® is a registered trademark of JTEKT TORSEN North America, Inc BBS is a registered trademark of BBS Kraftfahrzeugtechnik AG.; Bluetooth is a registered trademark of Bluetooth SIG, Inc.; HomeLink® and the HomeLink® house icon are registered trademarks of Gentex Corporation.; Tom Tom is a registered trademark of TomTom International BV; Aha and Harman Kardon are a registered trademarks of Harman International Industries, Inc.; Android is a trademark of Google Inc.; HD Radio is a registered trademark of iBiquity Digital Corporation.; SiriusXM and SiriusXM NavTraffic are registered trademarks of SiriusXM Satellite Radio, Inc.; iHeart is a registered trademark of Clear Channel.

PLEASE REVIEW THESE IMPORTANT DISCLOSURES.

Subaru of America, Inc. reserves the right to make changes at any time without notice or obligation to the information contained on this Internet site, prices, incentive programs, specifications, equipment, colors, materials, product illustrations and to change or discontinue models. All prices are based upon Manufacturer's Suggested Retail Prices ('MSRP') in U.S. dollars (unless otherwise indicated) and exclude taxes, title fees, licensing, options and destination charges unless specifically included. Retailers are independent businesses and are free to set their own retail prices. All information contained at this Internet site is intended for the USA market only.

Some vehicles shown with accessory or aftermarket equipment.