

2022

# Impreza

## Accessories



SUBARU



# Genuine Subaru Impreza Accessories

## Ready for what inspires you.

The 2022 Subaru Impreza is designed for the miles ahead with a perfect combination of capability and versatility. As you seek to enjoy life's endless possibilities, make the most of any journey and personalize your experience with Genuine Subaru Accessories.

### CONTENTS

■ Protection and Security .....	3-6
■ Comfort and Convenience .....	7-10
■ Pet-friendly .....	11-14
■ Lifestyle .....	15-20
■ STI Brand .....	21-22
■ Style .....	23-25
■ Audio / Media .....	26



## Prepare for every possibility.

Any journey can be full of twists and turns. Take on the road with confidence with Genuine Subaru Accessories and keep your Impreza looking its finest no matter where you go.



### Rear Bumper Appliqué

Clear, scratch-resistant urethane film helps to protect bumper upper surface and leading edge. Includes a discrete pearl-colored Subaru logo.

**E771SFL000 (sedan models)**  
**E771SFL010 (5-door models)**



### Wheel Lug Nut and Lock Set – Black

Match your dark colored wheels by changing all lug nuts to black for improved styling. Includes four locks and key to help deter theft of wheels and tires.

**B321SFL020**



### Wheel Locks

Helps to deter theft of wheels and tires.

**B321SFL000 (Alloy)**  
**B321SFL010 (Steel)**



### Door Scuff Protector

A durable, easy to clean plastic shell that protects your doors from common shoe scuffs and other scrapes when entering and exiting your vehicle. The design complements the styling of your Impreza. Comes in a set of two.

**J131SVC000**



### Fog Light Kit

Casts a low and wide beam of light to enhance vision in inclement weather.

**H451SFL200 (Base models only)**  
**H451SFL300 (LED upgrade, Premium models only)**





## Body Side Molding

Attractive, color-matched moldings coordinate with the styling of the vehicle while helping to protect doors from unsightly dings.

**J101SFL502T5** (Crimson Red Pearl)  
**J101SFL502V3** (Crystal Black Silica)  
**J101SFL502W7** (Crystal White Pearl)  
**J101SFL502TR** (Ice Silver Metallic)  
**J101SFL502T3** (Lithium Red Pearl)  
**J101SFL502M4** (Magnetite Gray Metallic)  
**J101SFL502T6** (Ocean Blue Pearl)  
**J101SFL502G9** (Sapphire Blue Pearl)

## Splash Guards

Helps protect vehicle paint finish from stones and road grime. Engineered to help reduce wind noise and aerodynamic drag. Splash Guards undergo a series of durability tests to help withstand weather and driving conditions. Set of four.

**J101SFL001** (sedan models)  
**J101SFL101** (5-door models)

Ground clearance is reduced when Splash Guards are installed.  
Not for use with the STI Under Spoiler – Rear.

## Door Edge Guards

Help protect your door edges from dings and chips with custom-fit, body color-matched, stainless steel Door Edge Guards. They help preserve the appearance of your Subaru while seamlessly blending into the door design.

**SOA801P030T1** (Crimson Red Pearl)  
**SOA801P030V3** (Crystal Black Silica)  
**SOA801P030W7** (Crystal White Pearl)  
**SOA801P030TR** (Ice Silver Metallic)  
**SOA801P030T3** (Lithium Red Pearl)  
**SOA801P030M4** (Magnetite Gray Metallic)  
**SOA801P030T6** (Ocean Blue Pearl)  
**SOA801P030G9** (Sapphire Blue Pearl)



## Aero Splash Guards

Create a unique and more aerodynamic look for the Sport model. Helps protect vehicle paint finish from stones and road grime.

**J101SFL200** (sedan Sport models)  
**J101SFL300** (5-door Sport models)

Ground clearance is reduced when Aero Splash Guards are installed.  
Not for use with the STI Under Spoiler – Rear and Side.



## All-Weather Floor Liners

Custom-fitted, high wall design floor liners help protect the vehicle carpet from accidental spills, snow, sand, mud, dirt and moisture. All-Weather Floor Liners are precision-engineered to ensure a precise fit and withstand a series of functional and durability evaluations to help ensure the liners will not warp, fade or tear.

### J501SFL110

Not intended for use on top of Carpeted Floor Mats.



## Engine Block Heater

Warms engine coolant to promote easier starting in extreme cold conditions. Plugs into a household electrical outlet.

### A091SFL000



## Battery Warmer

Warms vehicle's battery for easier starting in extremely cold weather. Plugs into a household electrical outlet.

### J601SCA000



## Auto-Dimming Exterior Mirror with Approach Light

Enhance nighttime driving safety by adding the Auto-Dimming Exterior Mirrors with Approach Light.\* Upon approaching the vehicle or unlocking your doors with the keyless entry system, LED lights located behind the Subaru logo in each exterior mirror will illuminate the ground next to and towards the rear of the vehicle. During nighttime driving, the Exterior Auto-Dimming Mirrors will reduce headlight glare by dimming in unison with the Auto-Dimming (Interior) Mirror, creating a safer driving experience. Dimming level is regulated by the level of light detected from the Auto-Dimming (Interior) Mirror.

### J201SFL003

\*Requires Auto-Dimming (Interior) Mirror.



## Severe Weather Companion

The Severe Weather Companion contains just about everything needed to handle an unexpected weather emergency while traveling. Included are items which help provide the basic necessities such as warmth, light, water, first aid, and the ability to signal for help; all packaged in a handy padded canvas carrying case.

**SOA868V9502**



## Roadside Emergency Kit

The Genuine Subaru Roadside Emergency Kit contains a range of essential items to assist you in an automotive emergency. Including jumper cables, a reflective triangle, a first aid kit and more. The kit is designed to help keep you safe and dry – and get you on the road again. The components of the kit are packaged in a padded, embroidered carrying case.

**SOA868V9511**



## Rear Seatback Protector

Provides additional protection to the rear seatbacks when lowering the seats to transport larger cargo. Use in conjunction with the Cargo Tray for optimal protection.

**J501SFL403 (5-door models)**

## Side Window Deflectors

Keep inclement weather out while allowing fresh air in. Specifically designed to complement the appearance and shape of the vehicle door, Side Window Deflectors are extensively tested to help reduce wind noise and vibration, as well as are evaluated for water intrusion.

**F0010FL020 (sedan models)**

**F0010FL030 (5-door models)**

May not be legal in all states. Please check the laws of your state.





## Refined and ready for more.

Sleek, safe and capable, your Subaru Impreza is equipped for versatility. Wherever the destination – from the daily commute to a weekend adventure – Genuine Subaru Accessories help make any driving experience even more satisfying.

### Ash Tray

Fits conveniently in the center console cup holder. Easily removed to empty contents.

**92172AG040**

Requires Ash Tray Holder.



### Ash Tray Holder

Helps to give the ash tray accessory a snug fit in the center console cup holder.

**F6010AG010**



### Cigarette Lighter

Replaces the power outlet in the center console stack.

**H6710AL010**





# COMFORT AND CONVENIENCE

## Remote Engine Starter

Allows vehicle to be started by pushing a button from the convenience of home or the office (up to 400 feet away depending on obstructions) so that the vehicle's interior temperature is more comfortable upon entry. The start/stop button blinks to confirm the engine has been started. Push Start works in conjunction with the Keyless Access and Start system and is an alternative for customers who do not wish to enroll in the STARLINK® Safety Plus and Security Plus Package.

**H001SFL401 (Key Start)**

**H001SFL301 (Push Start)**

Applicable to CVT models only.



## Sunshade – Windshield

The foldable Sunshade offers a triple layer of protection to help reduce vehicle temperature up to 40 degrees. The Sunshade is custom-cut to fit properly, and includes a handy storage bag.

**SOA3991322**



## Cargo Tray

Helps protect the trunk area from sand, water, stains, dirt and other messes while providing a surface that helps reduce the shifting of cargo while driving.

**J501SFL311 (sedan models)**

**J501SFL301 (5-door models)**



## Cargo Net

Neatly holds cargo and prevents it from sliding while the vehicle is in motion.

**F551SFL010 (sedan models)**

**F551SFL000 (5-door models)**







### Trunk Cargo Hook

Conveniently helps to hold shopping bags upright. The hook folds out of the way when not in use. Each kit includes one hook.

**F551SFL100 (sedan models)**



### Auto-Dimming Mirror with Compass

This upgraded auto-dimming mirror detects glare and darkens automatically to protect your vision, while featuring an 8-point digital compass.

**H501SSG203**



### Auto-Dimming Mirror with Compass and HomeLink®

This upgraded auto-dimming mirror detects glare and darkens automatically to protect your vision, while featuring an 8-point digital compass. Three backlit HomeLink® buttons can be programmed to operate most garage doors, security gates, home lighting and more. Can also provide you with the last status of your garage door (open or closed) if programmed to a compatible opener featuring two-way communication.

**H501SSG304**



## Moonroof Air Deflector

Helps reduce wind noise and sun glare.

**F541SAL000**

## Cargo Cover

Keep items in the back out of sight with this fully retractable, maximum coverage compartment cover.

**65550FL00BVH (5-door models)**



## Cargo Organizer

Conveniently transport your outdoor gear or up to four grocery bags neatly in the back. Quickly collapses for easy storage when not in use.

**S0A567T100**



## Co-pilot comforts.

Whether you take to the road for a weekend adventure or to explore around town, Genuine Subaru Pet-friendly Accessories help make the ride safe and comfortable for your four-legged companion, and add a level of protection to your Impreza.



### Collapsible Pet Kennel – Medium

Portable, compact and lightweight, the Collapsible Pet Kennel manufactured by Thule® mounts in minutes to the four lower mounting hooks, making it ideal for travel and for everyday transport. Constructed of durable, black polyester fabric and a steel tube frame, the kennel is an easy-to-use alternative to cumbersome metal carriers. Designed with three large integrated zippered openings for easy pet access and secures in the cargo area with four included adjustable straps and carabiner hooks. Includes carrying handle to easily transport when not in use and two pockets to carry your pet's personal cargo. Measures 31" L x 22" W x 22" H.

#### SOA567P100 (5-door models)

The Collapsible Pet Kennel, manufactured by Thule, is backed by a 2-year warranty through Thule. Please visit <https://www.thule.com/en-us/about-thule/warranty> for details.

### License Plate Frames – Pet Lover

At Subaru, pets are part of the family. Share your love for your furry, scaly or feathered friends with our Pet Lover license plate frame. Subaru Pet Lover license plate frames are manufactured from heavy-gauge 304-stainless steel that will not rust or corrode, and come in either matte black or polished stainless steel.

#### SOA342L165 (Matte Black)

#### SOA342L166 (Stainless Steel)




## Pet Carrier and Mobile Pet Bed

Manufactured by Sleepypod®, this multi-functional ultra-plush pet bed also doubles as a carrier to transport your small dog or cat in comfort and safety – both in and out of your Subaru. Crash-tested and certified by the Center for Pet Safety, this accessory is designed with Velcro® positioning points to secure seat belt straps when used as a car seat. The removable, ultra-plush interior bedding allows your furry companion to feel right at home when on the road, helping to make travel less stressful. The Pet Carrier and Mobile Pet Bed is uniquely designed in signature Subaru blue, includes zipper pulls to remove the durable upper mesh dome, padded carry handle and adjustable shoulder strap with comfort padding. Luggage-grade exterior is easily wiped clean. Removable plush bedding is machine-washable.



### SOA854S100

Suitable for pets weighing 15 pounds and under.  
Not suitable for use during air travel.

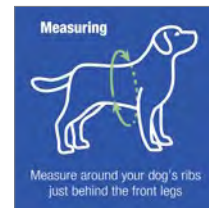


## Pet Harness

Before you fasten your own seatbelt, be sure to buckle up your dog for safety before you begin all your road trips together. Infinity Loop webbing design, combined with a padded vest, seat belt grade straps and stress tested buckles, work together to distribute and reduce damaging forces that can cause injury in a car collision. Manufactured by Sleepypod® and uniquely designed in signature Subaru blue, your dog will travel in safety and style.

Crash-tested at child safety seat standards and certified by the Center for Pet Safety for dogs from 18 to 90 pounds. The harness is also designed for use outside of the vehicle as a walking harness with double "D" ring connection to affix a leash and reflective strips and logo for improved visibility at night. To determine the correct size harness for your dog, measure around the ribs just behind the front legs with a flexible cloth tape measure.

- SOA854H000 (Small: 16.5" - 22")
- SOA854H010 (Medium: 22.5" - 28")
- SOA854H020 (Large: 28.5" - 34")
- SOA854H030 (X-Large: 34.5" - 40")





## Pet-friendly Padded Seat Protector

Protect your back seat from muddy paws and pet hair while your pet travels with you in padded comfort. This heavy-duty seat protector features a smooth, tailored seat back and quilted seat pad to protect your Subaru. Designed without buckles or straps, installation and removal is quick and easy with removal and reinstallation of the headrests and repositioning of the seatbelt through a Velcro® opening in the protector. Machine washable, water-resistant and LATCH accessible, the Pet-friendly Padded Seat Protector offers maximum coverage without excess fabric for a tidy appearance, and folds down for easy storage when not in use. The protector is suitable for use in conjunction with child car seats and with rear seat passengers.

**F411SFL040 (5-door models)**

**F411SFL050 (sedan models)**

60/40 seat functionality compromised when in use.



## Seat Cover – Rear

Keep your second row tidy with the rear seat cover. Machine washable, water-resistant and LATCH accessible – this seat cover is installed with integrated straps and buckles, is tailored to provide a snug fit and fully protects the rear headrests. Made with a polyester front and polyurethane coated back, the cover is great for pets, kids and life on the go.

**F411SFL000 (5-door models with center armrest)**

**F411SFL010 (5-door models without center armrest)**

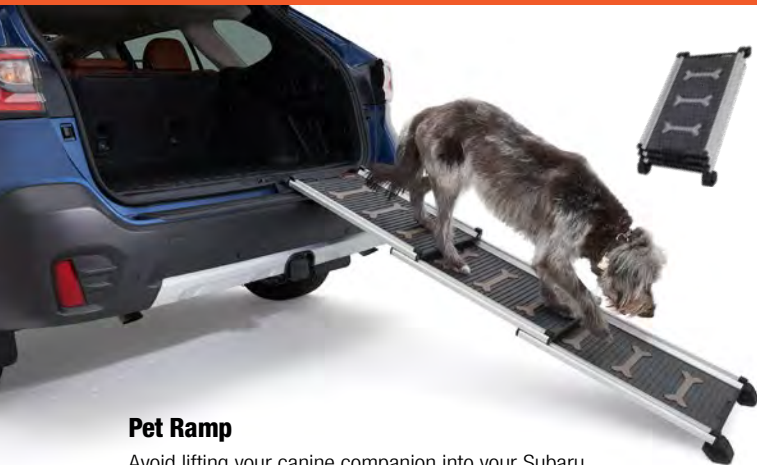
**F411SFL030 (sedan models without center armrest)**



## Console Lid Protector

Protects the center console lid surface from nail scratches and puncture holes, while providing a comfortable armrest for front seat passengers. Manufactured with a rugged polyester exterior and multi-layered padded interior, the Console Lid Protector easily installs by slipping over the console lid and securing with two integrated durable elastic straps. Designed with a non-slip bottom surface to help keep it in place.

**J201SFL600**




## Pet Ramp

Avoid lifting your canine companion into your Subaru and allow him or her easy access to enter and exit the vehicle without the risk of injury from jumping in and out. Manufactured by 4pets®, the aluminum and plastic construction Pet Ramp supports pets up to 220 lbs. and is especially suited for senior dogs and for those with mobility issues. The ramp rests on the ground with rubberized feet to provide a firm grip and help avoid shifting. The non-slip ramp design and high-grip ridged surface provides safe footing in most weather conditions. Lightweight telescoping design makes the Pet Ramp easy to extend and to fold down to store in the cargo area when not in use.

### SOA733P100 (5-door models)

Use only for pets to enter and exit the cargo area. Not suitable for rear seat entry and exit.



## Rear Bumper Protector Mat

Helps protect top surface of rear bumper when your pets are entering and exiting the vehicle. Not compatible with Cargo Tray.

### E101EAJ501 (5-door models)

When not in use, folds flat on cargo floor or under cargo tray.



## Pet Travel Bowl

Wherever the road takes you and your furry four-legged friends, take your pet's food and water with you in one convenient, portable container. Manufactured by Sleepypod®, the Pet Travel Bowl allows you to freeze water in the base to keep water cool and wet food fresh while traveling. The lid doubles as a second bowl and the textured base design helps resist spilling or tipping. The Pet Travel Bowl is dishwasher and microwave-safe, BPA-free and manufactured with FDA food grade silicone. Specially designed in distinctive Subaru blue so your pet can show their love for Subaru with each sip and bite.

### SOA854B001 (Small) SOA854B002 (Medium)





# Destination unknown.

Follow your passions. Enjoy life's possibilities and seek out new adventures. Genuine Subaru Lifestyle Accessories are designed to carry everything you need as you follow your own path.



## Thule® Portable Step

Get the extra height you need to easily access all of your rooftop Lifestyle Accessories with the convenience of the Thule® Portable Step. Constructed of heavy duty steel; rubber bumpers are included to help prevent wheel scrapes and scuffs. This step conveniently folds into a carrying bag for easy storage.

**SOA567W010**

## Thule® Bike Carrier – Fork Mounted

The Fork Mounted Bike Carrier features a sliding rear wheel cradle that moves forward and backwards to securely fit most bikes with up to 2.6" wide tires. The low profile and lightweight aluminum tray is corrosion resistant to help withstand the elements. The ratcheting wheel strap quickly and easily secures the rear wheel. Integrated mounting clamps make it easy to install and switch between multiple (compatible) vehicles. Includes one lock to securely lock the bike to the carrier and the carrier to the vehicle.\*

**SOA567B011**



## Thule® Bike Wheel Holder

To be used in conjunction with the Bike Carrier – Fork Mounted, this accessory allows you to mount your bike's front wheel to the roof of your vehicle.\*

**SOA567B030**



## Thule® Bike Carrier – Roof Mounted

This bike carrier features self-adjusting jaws that automatically wrap around the downtube for precise frame hold and ratcheting straps that secure the front and rear wheels. Adjustable mounting clamps make it easy to install and switch between multiple (compatible) vehicles. Fits most 20" to 29" wheel bikes with tires up to 2.6" wide. Includes one lock to securely lock the bike to the carrier and the carrier to the vehicle.\*

**SOA567B020**



## Thule® Ski and Snowboard Carrier

This carrier can hold up to six pairs of skis or four snowboards securely with ultra-soft rubber arms that grip without scratching surfaces. It features a 30" wide loading platform and includes four locks to securely lock skis and/or snowboards to the carrier and the carrier to the vehicle.\*

**SOA567S011**



## Thule® Heavy-Duty Roof Cargo Basket

The heavy-duty roof cargo basket provides additional storage space with easy access to gear of all shapes and sizes. The low profile design and tapered side walls allow for easy loading and unloading. Includes a black stretch net with hooks and custom fairing to help deflect wind. Measures 50.25" L x 41" W x 6" H.\*

**SOA567C011**



## Thule® Cargo Carrier

The roof cargo carrier provides 13 cubic feet of lockable storage capacity and features dual-side opening for easier loading and unloading from either side of the vehicle. The low profile, aerodynamic design provides increased garage access without sacrificing box capacity and the Quick-Grip™ mounting system allows for an easy, tool-free installation and removal. Measures 65" L x 34.5" W x 16" H.\*

**SOA567C022**





## Thule® Cargo Carrier – Extended

The extended carrier provides 17 cubic feet of lockable storage capacity and features dual-side opening for easier loading and unloading from either side of the vehicle. The low profile, aerodynamic design provides increased garage access without sacrificing box capacity and the Quick-Grip™ mounting system allows for an easy, tool-free installation and removal. Measures 84" L x 34.5" W x 17" H.\*

**SOA567C031**

## Thule® Kayak Carrier

Steel design and adjustable padding helps protect your kayak and the wide mouth profile offers easier loading and unloading. The J-style carrier folds down when not in use for increased overhead clearance and improved fuel economy. Cradles and securely transports one kayak up to 36" wide and up to 75 lbs. Includes straps and tie downs for transporting.\*

**SOA567K010**



J-style carrier folds down when not in use.



## Thule® Paddleboard Carrier

The telescoping design of this stand-up paddleboard (SUP) carrier provides a custom fit for boards up to 34" wide and can hold up to two boards. Heavy-duty, steel reinforced webbing and improved locking mechanism provides security, while the soft, weather resistant padding helps to protect your boards during transit.\*

**SOA567P011**



## Thule® Crossbar Set – Aero Extended

The aero extended crossbars offer an aerodynamic profile that helps to minimize wind noise. Quick and easy installation/removal, the crossbars provide a large surface area to mount multiple accessories. Compatible with Thule Genuine Subaru roof accessories. Consult vehicle owner's manual for total roof load limit.

**SOA567X010 (5-door models)**



## Crossbar Set – Aero

Increase your vehicle's cargo-carrying capabilities by adding a crossbar set. These aero-style crossbars may be used in conjunction with Genuine Subaru roof attachments and carriers. Consult vehicle owner's manual for total roof load limit.

**E361SFL000 (5-door models)**



## Crossbar Set – Fixed

Increase your vehicle's cargo-carrying capabilities by adding a crossbar set. These fixed-style crossbars can be installed or removed in minutes on vehicles that do not have roof rails. May be used in conjunction with Genuine Subaru roof attachments and carriers. Consult vehicle owner's manual for total roof load limit.

**E361SFL100 (sedan models)**

**E361SFL200 (5-door Base and Sport models)**





## A tendency to turn heads.

**STI**<sup>®</sup>  
SUBARU TECNICA  
INTERNATIONAL

Your Impreza is anything but ordinary. Take it to the next level with Genuine STI Accessories and add an eye-catching edge that not only matches how you drive, but who you really are.



### STI Flexible Strut Tower Brace

Innovative design improves driving dynamics without sacrificing ride quality.

**E4010FL000**



### STI Shift Knob – CVT

The ultimate shift knob for your Impreza. The STI shift knob combines the highest quality materials and eye-catching colors for that performance look you crave.

**C1010FL010**



### STI Door Handle Cup Protector

Protects your door handle cup area. Comes in a carbon fiber pattern for a stylish accent.

**J1210FL500**

### STI Valve Stem Caps

Add a finishing touch to your Subaru. These caps feature the STI logo and an "O" ring seal to help keep the valve orifices clean.

**S0A342L136**

### STI Short Throw Shifter

Significantly reduces shift throw lengths for crisper shifts and sportier driving feel.

**C1010FL050**

### STI Key Chain – Stainless Steel

Made from 1/8-inch thick 304-stainless steel, with a brushed finish and permanent black laser etched STI logo.

**S0A342L159**

### STI Key Chain – Carbon Fiber

Carbon fiber composite and stainless steel key chain with STI logo, leather strap and universal split ring.

**S0A342L156**





## STI Under Spoiler – Front

The STI Front Under Spoiler gives the Impreza a mean, ground-hugging look. Includes STI logo.

**E2410FL010**



## STI Shift Knob – 5MT

The ultimate shift knob for your Impreza. The STI shift knob combines the highest quality aluminum and leather materials, ergonomic shapes, and ideal weight balance.

**C1010FG000**



## STI Duracon Shift Knob – 5MT

Molded from Duracon polymer, this sleek looking and lightweight shift knob gives your Impreza a finishing touch that sets it apart from the crowd.

**C1010FG311**



## STI 17-Inch or 18-Inch Alloy Wheel Set

The STI 17-inch or 18-inch alloy wheel set helps to give the Impreza the perfect blend of attitude and style. The wheels are finished in black and finished off with STI branded center caps.

**B3110FL251 (17" Wheel-Limited Models)**

**B3110FL150 (18" Wheel-Sport Models)**

**28194FJ001 (TPMS Valve Stem)**

**28821FE141 (Center Cap)**

**28192FJ000 (TPMS Valve Screw)**

## STI Under Spoiler – Side

Continue the mean ground-hugging look down the rocker panels of the Impreza. Kit includes both left and right side under spoilers. Includes STI logo.

**E2610FL010**

Sport models only. Not for use with Aero Splash Guards.

## STI License Plate Frames

Frames are available with a variety of UV resistant polyurethane logos and come in matte black, stainless steel or carbon fiber. The carbon fiber license plate frame is hand-made with thick resin-impregnated carbon fiber cloth. Kit includes hardware hider caps.

**SOA342L126 (Matte Black)**

**SOA342L123 (Stainless Steel)**

**SOA342L145 (Carbon Fiber)**



## STI Under Spoiler – Rear

Complete the look of the Impreza with the addition of the STI Rear Under Spoiler. Kit includes both left and right side under spoilers.

**E5610FL010 (sedan models)**

**E5610FL020 (5-door models)**

Not compatible with Splash Guards and Aero Splash Guards.

## STI Euro-Style Marque Plates

Manufactured from 304-stainless steel with the STI logo and available in stainless steel or matte black finish. Kit includes hardware hider caps.

**SOA342L132 (Stainless Steel)**

**SOA342L133 (Matte Black)**



## STI Roof Spoiler

The flush mounted STI Roof Spoiler adds a sporty touch to the Impreza 5-door model. The spoiler is available in dark gray and includes the STI logo.

**E7210FL110**



# The difference is in the details.

Sporty with a touch of sophistication, your Impreza matches your go-anywhere lifestyle and reflects who you are and what you love. Enhance its appearance with Genuine Subaru Accessories to mirror your unique personality.



## Key Chain – Stainless Steel

Made from 1/8-inch thick 304-stainless steel with a brushed finish and permanent black laser etched graphics.

**SOA342L162**



## Key Chain – Carbon Fiber

Carbon fiber composite and stainless steel key chain with leather strap and universal split ring.

**SOA342L155**



## License Plate Frames – Adventure Seeker

You pick the adventure, your Subaru will get you there. Our Adventure Seeker license plate frame is for the explorer. Frames are manufactured from heavy-gauge 304-stainless steel that will not rust or corrode, and come in either matte black or polished stainless steel.

**SOA342L163 (Matte Black)**  
**SOA342L164 (Stainless Steel)**



## License Plate Bracket – Universal Fit

With four holes across the top, the license plate mounting bracket can be installed without drilling on Impreza models with existing bumper holes. Stainless steel with black powder coated finish. Includes mounting bracket hardware for easy installation.

**SOA342L171**

## Sport Grille

Create a custom look for the front of your Impreza by replacing the stock factory grille with the accessory Sport Grille.

**J1010FL310**







## Leather Shift Knob – CVT

The ultimate shift knob for your Impreza. Silver metallic and black gloss combine with leather accents to make a stylish shift knob that gives your interior just the right edge.

**35160FL01B**



## LED Upgrade – Map and Dome Lights

Enhance the illumination of your standard interior map and dome lights with brighter, whiter and crisper LED lighting. The LED Upgrade accessory is developed and tested to vigorous Subaru standards for seamless operation, uninterrupted functionality and to help ensure the safety of your vehicle's electrical infrastructure.

**H461SFL100**

## 16-Inch Alloy Wheel Set

Enhance the appearance of your Impreza with these alloy wheels. Order four of each part number.

**28111FL22A (Wheel-Base models only)**

**28821VA011 (Center Cap)**

**28194FJ001 (TPMS Valve Stem)**

**28192FJ000 (TPMS Valve Screw)**



## Leather Shift Knob – 5MT

Add a stylish touch with the leather-trimmed shift knob.

**35022AG000**

## Valve Stem Caps

Add a finishing touch to your Subaru. These caps feature the Subaru star cluster and an "O" ring seal to help keep the valve orifices clean.

**S0A342L137 (Chrome)**

**S0A342L168 (Black)**



## Trunk Spoiler

Sleek, low-profile design adds just the right amount of attitude to your Impreza sedan model.

**E721SFL000T1 (Crimson Red Pearl)**


**E721SFL000V3 (Crystal Black Silica)**

**E721SFL000W7 (Crystal White Pearl)**

**E721SFL000TR (Ice Silver Metallic)**

**E721SFL000M4 (Magnetite Gray Metallic)**

**E721SFL000T6 (Ocean Blue Pearl)**





## Footwell Illumination Kit

Illuminate the dark corners of the front floor area and upgrade the interior ambience of your Subaru with a gentle blue glow. The Footwell Illumination Kit is integrated with the vehicle's light management system to brighten and dim in conjunction with the vehicle's interior lighting. LED lights install securely into designated, prearranged locations.

**H461SXC105**



## License Plate Frames (Subaru)

Frame displays the Subaru logo in UV resistant polyurethane and comes in a stainless steel finish.

**SOA342L127 (Stainless Steel)**  
**SOA342L167 (Matte Black)**



## License Plate Frames – Slim Line (Subaru)

Manufactured from heavy-gauge 304-stainless steel that will not rust or corrode. Available in polished stainless steel or matte black finish with Subaru logo. Kit includes hardware hider caps.

**SOA342L152 (Stainless Steel)**  
**SOA342L153 (Matte Black)**

## Side Sill Plates

Metallic finished panels add some protection and dress up the sill plates of the Impreza. Set of four.

**E101SFL001**




## License Plate Frames – Slim Line

Manufactured from heavy-gauge 304-stainless steel that will not rust or corrode, and come in either matte black, stainless steel or carbon fiber. The carbon fiber license plate frame is handmade with thick resin-impregnated carbon fiber cloth and is finished in a UV resistant clear coat. Kit includes hardware hider caps.

**SOA342L104 (Stainless Steel)**

**SOA342L105 (Matte Black)**

**SOA342L142 (Carbon Fiber)**



## License Plate Frame (Slim Line) and License Plate Mounting Bracket – Universal Fit

This set includes a slim line license plate frame and front license plate mounting bracket.

**SOA342L169 (Stainless Steel)**

**SOA342L170 (Matte Black)**



## Subaru Battery Tie Down and Oil Cap

Replacement oil cap and battery hold down are machined from billet aluminum, anodized in blue and laser etched with the Subaru logo.

**SOA3881270 (Battery Tie Down)**

**SOA3881280 (Oil Cap, 0W-20)**





## A sound investment.

Amplify your adventure and increase the clarity and depth of every note with Genuine Subaru Accessories.



### Rockford Fosgate® Audio Upgrade

Enhance your Impreza audio system to a new level of sound quality so you not only hear the music, but feel it. The Rockford Fosgate® Audio Upgrade consists of an amplifier, upgraded speakers and an integrated digital signal processor tuned to align the system to the listener's preference.

#### H630SFL002

Not applicable to models with Harman Kardon® Premium Audio System with amplifier.





Subaru of America reserves the right to change or withdraw accessories at any time without prior notice and without incurring the obligation to make changes to any accessories previously sold.  
All images are representative.

Subaru, Impreza, STARLINK and STI are registered trademarks.  
Harman Kardon is a trademark of Harman International Industries, Incorporated.  
HomeLink is a trademark of Gentex Corporation.  
Rockford Fosgate is a registered trademark of Rockford Corp.  
Thule and Quick-Grip are registered trademarks of the Thule Group.  
The Center for Pet Safety (CPS) is a 501(c)(3) non-profit research and advocacy organization dedicated to consumer and companion animal safety.  
Sleepypod is a registered trademark.  
Velcro is a registered trademark of Velcro IP Holding LLC.  
4pets is a registered trademark of Bruggli.

\*Roof accessories require Crossbar Set.  
Consult vehicle owner's manual for total roof load limit.

©2022 Subaru of America, Inc.

Printed in U.S.A.

**MSA6A2108**

